


# My Measurement Book



Name: \_\_\_\_\_

## Complete the Sentences

We will use a \_\_\_\_\_ to measure how long smaller objects are.

We will use a \_\_\_\_\_ or \_\_\_\_\_ to measure how long bigger objects are.

A standard ruler is \_\_\_\_\_ centimeters long.

A metre stick is \_\_\_\_\_ cm long.

When possible, we always begin measuring at the \_\_\_\_\_ cm.

Measuring how wide something is, is called \_\_\_\_\_

Measuring how tall something is, is called \_\_\_\_\_

Measuring how long something is, is called \_\_\_\_\_

### Word Bank

30

measuring tape

height

width

ruler

0

length

100

metre stick

## Scavenger Hunt

Use your ruler to find objects that are each length. Draw a picture and label the object.

2 cm

10 cm

30 cm

60 cm

1 m

Longer than 1 m

Measure each line on the picture.



Is the bird bigger or smaller than the tree? \_\_\_\_\_

## Drawing Lines

Use your ruler to draw lines that are each length.

5 cm

15 cm

27 cm

## Following Directions

Use your ruler to draw a flower that is 20 cm tall. Colour the flower petals orange. Draw two green leaves on the stem. Draw a bee that is 5 cm long next to the flower. Draw a butterfly that is 10 cm long on the other side of the flower.

## Measuring

Measure the line below.



How many centimeters long is the line ? \_\_\_\_\_

Measure the line below.



How many centimeters long is the line ? \_\_\_\_\_

## Comparing Measurements

Trace the line with a red crayon. Measure the line using centimeters.



Trace the line with a blue crayon. Measure the line using centimeters.



How much longer is the blue line? \_\_\_\_\_

Trace the line with a yellow crayon. Measure the line using centimeters.



Trace the line with a green crayon. Measure the line using centimeters.






How much longer is the green line? \_\_\_\_\_



## Your Hand

Trace your hand below. Label the length of your thumb in centimeters. Label how wide your hand is using centimeters. Put a star on top of your longest finger. Put a smile above your shortest finger.

## Measuring with a 'Broken Ruler'



## Ordering Measurements

Pick 8 items. Measure each item to the nearest centimeter.

Name each object and record the length below.

- |          |       |          |       |
|----------|-------|----------|-------|
| 1. _____ | _____ | 5. _____ | _____ |
| 2. _____ | _____ | 6. _____ | _____ |
| 3. _____ | _____ | 7. _____ | _____ |
| 4. _____ | _____ | 8. _____ | _____ |

Order and display your data on the open number line below. (write the object number above the number line, at the specific object's measurement)

